

Grinder, stump - Vermeer Manufacturing Co. - SC252

Safety Information

General use

The object of these instructions is to help you use your stump grinder safely. Please read these operating instructions carefully before attempting to use the machine. Consult the *Operator's Manual* for detailed operating and safety information. If you are not comfortable about the operation of this machine and are unsure about the safety risks associated with this machine, you should not use the machine. Contact your rental dealer for more information.



Clear the work area before beginning work.

These safety instructions only address the basics for safe use. It would be impossible in the safety instructions to describe all possible risk situations that could arise when using the machine. You can, however, prevent accidents by always using common sense.

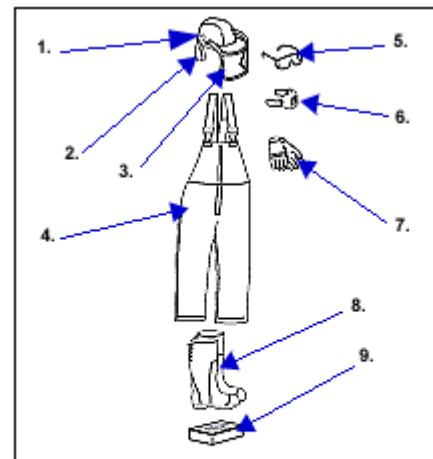
To obtain extra copies of the operator's manual, please visit your rental dealer's website or contact your rental dealer directly.

IMPORTANT INFORMATION: Do not use the machine until you have read the operating instructions carefully and understand the instructions given.

DO NOT ATTEMPT TO PERFORM ANY MAINTENANCE ON THIS OR ANY OTHER RENTED MACHINE. IF THIS MACHINE REQUIRES MAINTENANCE, CONTACT YOUR RENTAL DEALER

WARNING The stump grinder can be dangerous if used improperly or with out due care and can lead to serious accidents, in the worst cases even fatal accidents. It is very important that you read and understand the operation and safety instructions before you attempt to use the machine.

WARNING Under no circumstances may the original design of the machine be modified without written approval from the manufacturer. Such modifications not only affect the performance and durability of the machine but may even pose a safety risk for users and those in the vicinity. Unauthorized modifications to the design of the machine may absolve the rental store and the manufacturer from liability for any resulting personal injury or property damage. Modifying the machine without written approval from the manufacturer may void the guarantee.



Use appropriate equipment:
1. Hard hat. 2. Ear protection. 3. Face guard.
4. Protective trousers. 5. Protective glasses.
6. Breathing protection. 7. Protective gloves.
8. Protective boots or steel-toed shoes.
9. First aid kit.

- Follow all safety instructions. Failure to do so may result in injury to yourself or others.

- Accident prevention regulations, other general safety regulations, occupational safety rules and traffic regulations must be followed without fail.

- Engage the rental dealer from whom you rented this machine for all service and repairs.
- Learn how to use the machine and its controls safely and learn to recognize the safety decals.
- Only use the machine for removing tree stumps. It is not intended for any other use.
- Only use the machine in daylight or in other well-lit conditions. Keep the machine a safe distance from holes or other irregularities in the ground.
- Pay attention to other possible risks.
- Only allow the machine to be used by adults who are familiar with its use.
- Never allow children or persons not trained in the use of the machine to use the machine.
- Local laws may regulate the age of the user.



The engine exhaust is poisonous. Never run the engine indoors.

- People and animals can distract you causing you to lose control of the machine. For this reason, you should always concentrate and focus on the task at hand.
- Never leave the machine unsupervised with the engine running.
- Make sure that other people are nearby when you are using the machine so that you can call for help should an emergency arise.
- The machine is tested and approved only with the equipment originally provided or recommended by the manufacturer.



Make sure you keep your hands and feet away from moving parts.

⚠ WARNING The engine can become very hot. To avoid being burned, you must turn off the engine and wait until all parts have cooled before touching the engine.

⚠ WARNING Overexposure to vibration may lead to circulatory or nerve damage, particularly in people who have impaired circulation. Contact your doctor if you experience symptoms that could have been caused by overexposure to vibration. Examples of common symptoms include numbness, pain, muscle weakness, change of skin color or an uncomfortable feeling of tingling. These symptoms appear most frequently in the fingers, hands or wrists.

IMPORTANT INFORMATION Never use a stump grinder that is damaged or incorrectly adjusted. Never use the stump grinder if any component is missing or if it is not properly assembled. Check that the cutting tools stop rotating when you reduce the throttle. If you find yourself in a situation where you are not sure what to do, always seek expert assistance. **DO NOT** try to attack any problem you are not qualified to resolve.

Preparations

- Make sure that you always have first aid equipment at hand when using the machine.
- Make sure nobody else is in the vicinity of the machine when you start the engine, engage the drive or run the machine.
- Make sure animals and people maintain a safe distance from the machine.

- Clear the area of objects such as stones, toys, steel wire, etc. that could become caught in moving machine parts and thrown out.
- Find and locate all fixed objects in the ground, such as sprinkler systems, poles, water valves, bases for washing lines, etc. Be certain to check for hidden electrical cables or similar in the surface of the lawn. Always run the machine around these objects. Never intentionally run the machine over foreign objects.
- Check that the dead man's grip and all guards are fitted and functioning. **DO NOT** use the machine if it is not working properly.
- Make sure no clothing, long hair or jewelry can catch in moving machine parts.
- Check that all safety decals are in place. See the chapter ♦Location of decals♦.
- Use mouth protection, protective gloves with good grip and protective clothing which you can move unrestricted. Also use leg protection to protect your legs from sparks and the cutting tools.
- Never use the machine when barefoot. Always wear protective shoes or protective boots with anti-slip and preferably with steel toes.
- Use a helmet with a full face visor or a mesh visor and protective glasses. Wear approved ear-protection when running the machine. Ask your rental dealer about approved protective glasses, ear protection and recommended helmets.




Smoking near the machine is strictly prohibited.

▲ WARNING Always use approved protective clothing and approved protective equipment when using the machine. Protective clothing and protective equipment cannot eliminate the risk of accidents, but wearing proper clothing and the correct equipment will reduce the degree of injury should an accident occur. Ask your rental dealer about approved protective clothing and approved protective equipment.

Operating

- DO NOT use the machine on grades of more than 10♦.
- DO NOT use the machine if you are tired, if you have consumed alcohol, or if you are taking other drugs or medication that can affect your vision, judgment or coordination.
- Never use the machine indoors or in spaces lacking proper ventilation.
- Make sure you have a proper foothold when using the machine, particularly when backing. Walk, don't run. Never work on wet grass. Poor traction may cause you to slip.
- Keep your hands and feet away from moving parts.
- Keep your hands and feet away from the work tools.
- DO NOT use your feet or other parts of your body to gain greater bearing pressure against the stump.
- Smoking, open flames or sparks in the vicinity of the machine are strictly forbidden. Gasoline is extremely flammable and carelessness in handling can result in personal injury or fire.
- Never use a machine with a defective muffler.
- In very warm and dry climates, stump grinder operation poses a risk of forest fires.
- Stop and inspect the equipment if you run over or into anything. If damage occurs, call your rental dealer immediately. **DO NOT ATTEMPT TO MAKE REPAIRS YOURSELF.**
- Whatever happens, you should always park the machine on even ground, disengage the drive, activate the parking, turn off the engine and wait until all moving parts have stopped before leaving the operating position behind the machine.



Keep children away from the machine.

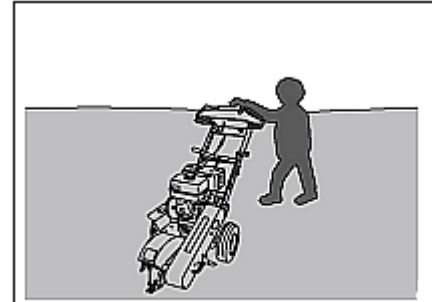
▲ WARNING Engine exhaust, some of its constituents and certain vehicle components contain or emit chemicals considered to cause cancer, birth defects or other reproductive harm. The engine emits carbon monoxide, which is a colorless, poisonous gas. Do not use the machine in enclosed spaces.

Movement/Transport

- To turn and steer the machine, press down on the handle and turn on the back wheels.
- Turn off the engine and allow it to cool at least 2 minutes before transport.
- Collapse the handle if the machine is equipped with a collapsible handle.
- Be careful and use safe lifting and moving techniques when loading/unloading the machine.
- We recommend having two people to lift the machine.
- Activate the parking brake during transport.
- Fasten the machine properly in place with approved fasteners, such as tension belts, chains or rope. Always check that you are in compliance with applicable traffic regulations before transporting the machine.

Storage


- Allow the engine to cool before storing the machine. Never store the machine near a open flame.
- Store the machine with the fuel valve closed.
- Store the machine and fuel in such a way that there is no risk that leaking fuel or fumes can come in contact with flames or sparks from electrical machines, electric engines, relays, switches, boilers or similar.
- Store the machine in a locked space away from children and adults untrained in use of the machine.



Never allow children to operate the machine.

Children Serious accidents can occur if you fail to be on guard for children in the vicinity of the machine. Never assume that children will stay put where you last saw them.

- Keep children away from the machine.
- Keep children away from the work area and under close supervision by another adult.
- Keep an eye out and shut off the machine if children enter the work area.
- Never allow children to operate the machine.
- Be particularly careful near corners, bushes, trees or other objects that block your view.



Never fill the fuel tank indoors.

⚠ WARNING Gasoline and gasoline fumes are poisonous and extremely flammable. Be especially careful when handling gasoline, as carelessness can result in personal injury or fire.

- Only store fuel in containers approved for that purpose.
- Never remove the fuel cap and fill the fuel tank when the engine is running.
- Always stop the engine when refueling.
- Do not smoke when filling the gasoline tank and do not pour gasoline in the vicinity of sparks or open flame.
- Never fill the fuel tank indoors.
- Before starting the machine after refueling, it should be moved at least 10 feet (3 M) from the location where it was filled.
- Turn off the fuel supply for storage or transport.
- If leaks arise in the fuel system, the engine must not be started until the problem has been resolved.
- Check the fuel level before each use and leave space for the fuel to expand, because the heat from the engine and the sun can otherwise cause the fuel to expand and overflow.
- Avoid overfilling. If you spill gasoline on the machine, wipe up the spill and wait until it has evaporated before starting the engine. If you spill gasoline on your clothing, change your clothing.

