



MANAGE YOUR TORO® EQUIPMENT WITH THE MyTORO APP!

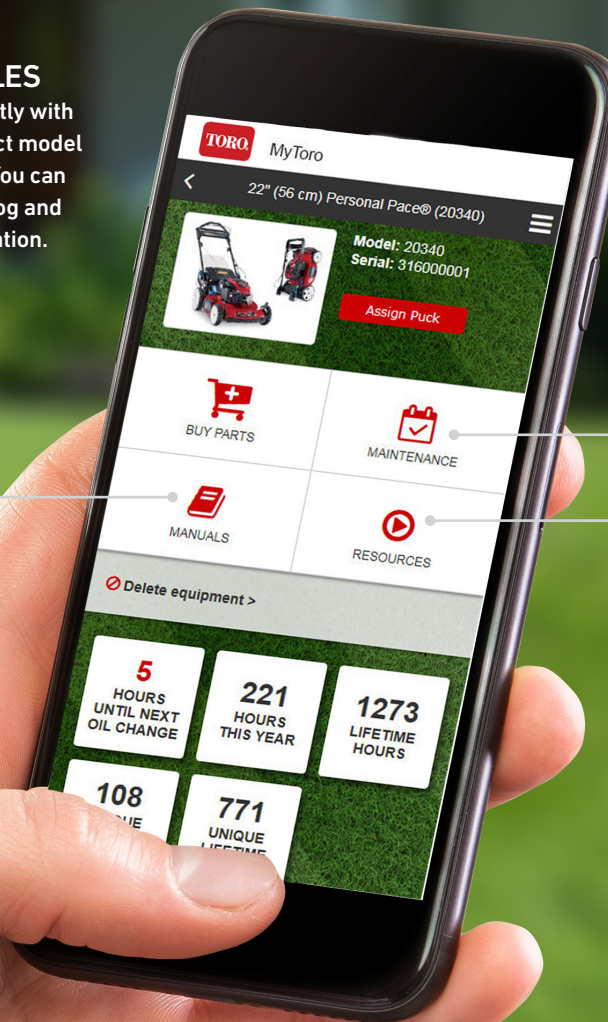
Take charge of your yard by managing all of your Toro® equipment with one easy tool: the all-new MyToro app. MyToro puts you in control so you know what to do and when to do it to keep your Toro equipment running its best. Through the convenience of your smartphone, the app serves up essential product resources, including:

- Manuals and Service Schedules
- Parts and Maintenance Kits
- Video Tutorials
- Weather, Lawn Care Tips and More



MANUALS AND SERVICE SCHEDULES

MyToro connects you instantly with the information for your exact model — no searching required. You can also keep a maintenance log and track your hours of operation.



PARTS AND MAINTENANCE KITS

View detailed assembly drawings, look up parts and order them online. MyToro also recommends maintenance kits complete with everything you need for a specific maintenance job.

VIDEO TUTORIALS

Need to know how to perform a maintenance task? Watch the video or view step-by-step illustrated instructions.

SERVICE REMINDERS

Add functionality with the Toro Portable Usage Calculator (PUC™). The wireless PUC hour meter tracks your mower or snowblower usage by sensing the vibration of the running engine, sends data to your smartphone, and reminds you when service is due.

Sold separately. See other side for more details.



WEATHER, LAWN CARE TIPS AND MORE

See the current conditions and day's forecast right from the home screen, so you know if it's a good time to mow or clear snow. You can also browse articles with best practices to help you create a yard your neighbors will envy.



Enhance Your Toro Ownership Experience With the MyToro App

HOW TO GET STARTED

- 1 Download the MyToro app to your smartphone.
- 2 When you open the app for the first time, follow the instructions in the Add Equipment tab in the app. You will need your product's model and serial number.
- 3 If you have a PUC™, go to PUC Management in the main menu and scan for the PUC. You will need to have your smartphone's Bluetooth function turned on. Make sure the PUC is assigned to the product you will be using.
- 4 That's it! Start exploring. You will find a wealth of information to help you get more out of your Toro products.



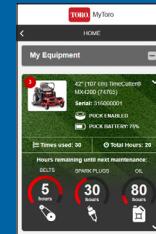
ADDING YOUR TORO EQUIPMENT

If you purchased a Toro walk-power or zero-turn mower, or a Toro snowblower in 2014 or later and completed the warranty registration, your product(s) automatically will be programmed in the MyToro app. Just download the app, log in, set a password, and your models will display.

If your model is older or you did not complete the warranty registration, you can still find it with the MyToro app. Go to the Add Equipment tab in the app and follow the instructions. You will need your product's model and serial number.

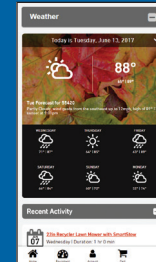
WANT AUTOMATIC SERVICE REMINDERS? Add Functionality With the PUC.

The Bluetooth-enabled PUC is a small, wireless hour meter you attach to your mower or snowblower. When you're near the PUC with your smartphone, the PUC will transmit usage data to your phone. Based on the data from your PUC, the MyToro app will:

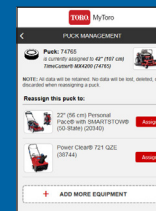


Track usage and deliver automatic reminders when service or maintenance is due.

Display remaining hours of operation until the next service is due on items such as belts, spark plugs and oil.



Notify you of the next optimal time to mow based on the weather forecast and your mowing history.



You can move the PUC from one product to another; for example, move it from your mower to your snowblower at the end of the mowing season. Just update the product the PUC is assigned to in the MyToro app.



Order your PUC online at TORODEALER.COM



490-9841 ©2017 The Toro Company. All rights reserved. Specifications subject to change without notice and without incurring obligation. Products depicted on this sell sheet are for demonstration purposes only.